


IZMIR EXPORTS BY COUNTRY GROUPS

COUNTRY GROUPS	2000 (1000\$)	1999 (1000\$)
EFTA	40,247	53,408
EU	1,103,783	1,651,777
OTHER EUROP. COUNT.	38,586	85,569
EX USSR	67,368	66,787
MIDDLE EAST COUNTRIES	134,439	197,506
AFRICAN COUNTRIES	33,778	74,927
FAR EAST COUNTRIES	184,318	114,014
NAFTA	337,664	399,936
SOUTH AMERICAN COUNT.	28,548	34,368
ASIA	5,590	76,310
OTHER COUNTRIES	66,951	75,526
TOTAL	2,041,272	2,830,128

SOURCE: AEGEAN EXPORTERS UNIONS

IZMIR EXPORTS BY COUNTRY GROUPS 2000



IZMIR IMPORTS BY MAJOR SECTORS (1000\$)

SECTORS	1999	2000
Livestock and animal products	10,720	12,444
Vegetable products	100,902	15,930
Animal and vegetable fats, their cleavage products	73,951	77,918
Beverages, tobacco and vinegar	154,250	167,868
Foods, products and grain mill and sugar preparations	61,774	194,427
Minerals, mineral fuel, oils and products of their distillation	1,242,016	2,389,656
Chemicals and chemical products	339,031	414,213
Plastic and plastic products	201,541	289,799
Leather and leather production	65,351	102,587
Products of wood	48,415	19,322
Paper and paper board articles of paper pulp	96,544	167,142
Textiles and textile products	222,261	326,041
Footwear and saddlery	22,398	5,989
Cement, glass, ceramics and their products	19,309	54,682
Semi-precious metals and their products	939	2,244
Base metals and their articles	521,380	737,935
Machinery and electrical machinery	1,082,451	1,437,911
Vehicles	264,904	655,639
Optical app and acc., musical ins., arms and ammunition	61,592	77,511
Miscellaneous manufactured articles	39,744	35,333

SOURCE: SIS

IZMIR EXPORTS BY MAJOR SECTORS (1000\$)

SECTORS	1999	2000
Livestock and animal products	46,410	61,586
Vegetable products	556,430	665,438
Animal and vegetable fats, their cleavage products	203,721	58,403
Beverages, tobacco and vinegar	535,249	491,808
Foods, products and grain mill and sugar preparations	186,764	99,175
Minerals, mineral fuel, oils and products of their distillation	129,192	119,859
Chemicals and chemical products	73,410	157,869
Plastic and plastic products	134,092	92,721
Leather and leather production	117,654	148,119
Products of wood	3,161	3,152
Paper and paper board articles of paper pulp	19,334	24,425
Textiles and textile products	788,748	1,048,319
Footwear and saddlery	134,084	6,131
Cement, glass, ceramics and their products	134,084	332,381
Semi-precious metals and their products	1,149	5,867
Base metals and their articles	513,544	564,414
Machinery and electrical machinery	772,993	936,158
Vehicles	149,326	212,312
Optical app and acc., musical ins., arms and ammunition	5,009	12,611
Miscellaneous manufactured articles	16,987	15,044

SOURCE: SIS

GROSS DOMESTIC PRODUCT (Billion TL)

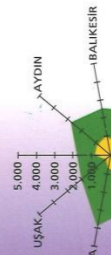
1999 SECTORS	TURKEY		IZMIR	
	Current Prices	Constant Prices	Current Prices	Constant Prices
Agriculture	18,110,632	16,005	403,377	606
Forestry and livestock prod.	17,152,973	14,914	370,261	565
Forestry	424,318	716	5,401	16
Fishing	533,342	374	27,714	25
Industry	28,925,901	33,602	1,586,547	2,614
Manufacturing industry	1,422,903	1,643	12,533	30
Electricity, gas, water	23,796,825	28,142	1,465,070	2,440
Construction	168,245	2,414	18,944	44
Trade	6,560,757	6,071	297,083	368
Wholesale and retail trade	24,938,147	26,509	955,243	1,899
Hotel and restaurant services	20,538,298	22,600	811,375	1,665
Transport & Communication	4,399,849	3,909	143,868	234
Financial institutions	17,579,973	15,989	699,930	1,119
Insurance	5,039,113	2,958	233,040	226
Ownership of Diving	3,290,814	3,668	44,891	253
Bank service charges	2,962,117	3,200	32,200	29
Imputed Bank Service Charges	4,354,945	2,393	163,707	136
Sectoral Total	106,849,305	106,674	4,590,370	7,350
Government Service	12,590,584	4,959	517,894	274
Private non-profit institutions	477,141	411	1,336	2
TOTAL	119,917,029	112,044	5,109,600	7,626
Import Duties	5,065,425	6,516	347,197	768
GDP (in purchaser's value)	124,982,454	118,560	5,456,798	8,394

SOURCE: SIS

GROSS DOMESTIC PRODUCTION (GDP) OF AEGEAN REGION CITIES AND THEIR POPULATION 1999

Provinces	Population (1,000)	GDP (Trillion TL)	GDP Growth Rate (%)	GDP (\$)
AFYON	810	606	50.7	1,772
AYDIN	917	1,070	36.4	2,762
İZMİR	1,831	11,141	48.7	27,814
DENİZLİ	831	978	48.7	2,783
KÜTAHYA	654	5,456	52.7	4,019
MANİSA	1,288	1,635	44.4	2,091
MUĞLA	1,055	1,228	39.2	3,197
UŞAK	316	273	45.9	2,045
TOTAL	9,690	12,874	43.3	25,211

SOURCE: SIS



FUNCTION AND STRUCTURE OF OUR CHAMBER

In 1927, an association named "The Izmir Association of Industry" was founded in Izmir and was to be the first of its kind in Turkey. In 1954, this association was transformed into "The Aegean Region Chamber of Industry". It was then renamed "The Aegean Region Chamber of Industry". The Chamber is represented by the Board of Executive Directors, which has an assigned Secretary General and 11 members. The Chamber is also represented by the Board of Directors, which has an assigned Secretary General and 11 members. The Chamber's main functions are to provide technical training courses for companies; to give scholarships for needy students; to support and provide technical training courses for companies; to give scholarships for needy students; to organize the setting up of new organized industrial zones; to be in close relationship with Chambers and Career Unions; to be an information center and internet organization; to set up information centers and internet organizations; to organize seminars and workshops; to be an information center and internet organization. The Chamber is represented by the Board of Executive Directors, which has an assigned Secretary General and 11 members. The Chamber is also represented by the Board of Directors, which has an assigned Secretary General and 11 members. In addition to the Professional Committees, both the Assembly and the Board of Directors set up temporary and permanent specialized commissions of working groups to maintain the effective services of the Chamber. The Chamber's main functions are to provide technical training courses for companies; to give scholarships for needy students; to support and provide technical training courses for companies; to give scholarships for needy students; to organize the setting up of new organized industrial zones; to be in close relationship with Chambers and Career Unions; to be an information center and internet organization. The Chamber is represented by the Board of Executive Directors, which has an assigned Secretary General and 11 members. The Chamber is also represented by the Board of Directors, which has an assigned Secretary General and 11 members.

Our Chamber is the only regional chamber in Turkey with over 6.249 members. Incorporated, joint stock, and limited liability companies make up 66%, and general, unincorporated and limited companies make up 34% of our membership. In the Aegean Region, the Chamber has strengthened the dialogue between governments and industrialists; has presented to the public and the authorities its effective opinions and proposals in a manner helpful to applied economics policies. The main functions of our chamber can be stated as follows: To work for the development of the industry according to general interests; To gather industrial information, news and documents, and to present them to the members through publications; To support and provide technical training courses for companies; to give scholarships for needy students; To organize the setting up of new organized industrial zones; To be in close relationship with Chambers and Career Unions; To be an information center and internet organization. The Chamber is represented by the Board of Executive Directors, which has an assigned Secretary General and 11 members. The Chamber is also represented by the Board of Directors, which has an assigned Secretary General and 11 members.

IZMIR CHAMBER OF COMMERCE
Ataturk Str. No:126 Pasaport - IZMIR
☎ 0090 232 441 7777 • Fax: 0090 232 483 78 53
Internet: www.izto.org.tr • E-mail: info@izto.org.tr

AEGEAN EXPORTERS UNIONS
1375 Str. No:25 K:3 Alibucak - IZMIR
☎ 0090 232 463 65 50 • Fax: 0090 232 463 30 41
Internet: www.egebilirlik.org.tr • E-mail: eb1@egebilirlik.org.tr

IZMIR MERCHANTILE EXCHANGE
Gazi Biv. No:2 Konak- Izmir
☎ 0090 232 425 13 70 • Fax: 0090 232 484 29 54
E-Mail: info@home.egenet.com.tr

IZMIR CHAMBER OF MARITIME
Cumhuriyet Bulv. No:88 K:1 Pasaport-IZMIR
☎ 0090 232 489 90 21 • Fax: 0090 232 441 87 96
E-Mail: info@home.egenet.com.tr

INDUSTRIAL REGIONS IN AEGEA
Izmir Ataturk Organized Industrial Region
10006 Str. No:42 35620 Çiği - IZMIR
☎ 0090 232 376 71 76 • Fax: 0090 232 376 71 00
Internet: www.iaosb.com.tr

Menemen Org. Ind. Region
Maltepe Köyü Panaz Mevki, Menemen - IZMIR
☎ 0090 232 842 63 13 • Fax: 0090 232 842 63 49

Kemalpaşa Org. Ind. Region
Cumhuriyet Bulv. No:63 K:1 Pasaport - IZMIR
☎ 0090 232 446 52 94 • Fax: 0090 232 441 56 80

Odemiş Org. Ind. Region
Cumhuriyet Bulv. No: 63 K:1 Pasaport - IZMIR
☎ 0090 232 441 09 09 / 106 • Fax: 0090 232 484 98 75

Tire Org. Ind. Region
Cumhuriyet Bulv. No: 63 K:1 Pasaport - IZMIR
☎ 0090 232 445 28 40 • Fax: 0090 232 484 98 75

Kimik Org. Ind. Region
10014 Str. No:11 Çiği -IZMIR
☎ 0090 232 376 73 90 • Fax:0090 232 376 70 07

Aliağa Org. Ind. Region
Cumhuriyet Bulv. No: 63 K:1 Pasaport - IZMIR
☎ 0090 232 441 56 78-79 • Fax: 0090 232 441 56 80

Aliağa Petkim Org. Ind. Region
Cumhuriyet Bulv. No: 63 K:1 Pasaport - IZMIR
☎ 0090 232 441 56 78 • Fax: 0090 232 441 56 80

Torbali Org. Ind. Region
Cumhuriyet Bulv. No: 63 K:1 Pasaport - IZMIR
☎ 0090 232 441 77 77 • Fax: 0090 232 484 02 91
Internet: www.torbaliiosb.org.tr

Bergama Org. Ind. Region
Bankalar Str. No: 47/2 35700 Bergama-IZMIR
☎ 0090 232 633 10 78 • Fax: 0090 232 632 05 94

Gazimemir Org. Ind. Region
Akay Str. Ege Serbest Bölgesi Müd. Gazimemir-IZMIR
☎ 0090 232 251 02 44 • Fax: 0090 232 251 16 62

Aydın Org. Ind. Region
Aydın Denizli Karayolu Üzeri Umurlu - AYDIN
☎ 0090 256 259 11 00 • Fax: 0090 256 259 11 06

Denizli Org. Ind. Region
PK. 20065 DENİZLİ
☎ 0090 258 269 10 02-3 • Fax: 0090 258 269 10 01

Menemen Deri Ind. Region
Maltepe Köyü (İdefaş) Menemen - IZMIR
☎ 0090 236 842 63 11-12 • Fax: 0090 232 842 63 49

Manisa Org. Ind. Region
Manisa Organize Sanayi Böl. Müd.-MANİSA
☎ 0090 236 233 18 16 • Fax: 0090 236 233 25 47

Aydın - Astım Org. Ind. Region
Havaalanı yolu Üzeri - AYDIN
☎ 0090 256 231 00 10 • Fax: 0090 256 231 00 11

Aydın - Ortaklar Org. Ind. Region
EBSO Aydın Şubesi Denizli Bulvarı Üzeri - AYDIN
☎ 0090 256 231 04 02 • Fax: 0090 256 231 04 05

Aydın - Söke Org. Ind. Region
Söke Tic. Odası Konak Str. Yüridim Str. No:22/2 Söke - AYDIN
☎ 0090 256 518 23 31 • Fax: 0090 256 518 23 31

Aydın - Nazilli Org. Ind. Region
Nazilli Ticaret Odası - AYDIN
☎ 0090 256 315 09 37 • Fax: 0090 256 315 62 51

Manisa Akhisar Org. Ind. Region
Tahir Ön Str. No:87/1 Akhisar - MANİSA
☎ 0090 236 412 87 19 • Fax: 0090 236 413 01 32

Menemen Plastik Org. Ind. Region
Cumhuriyet Bulv. No: 63 K:1 Pasaport - IZMIR
☎ 0090 232 441 56 78 • Fax: 0090 232 441 56 80

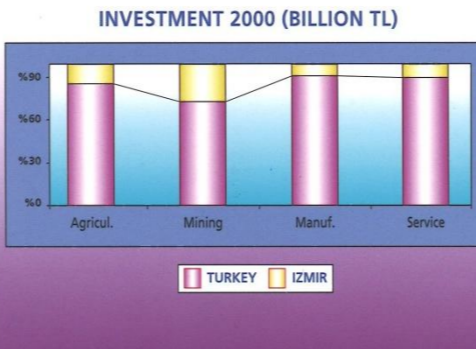
MANUFACTURING INDUSTRY STATISTICS TURKEY-IZMIR 1998

SECTORS	NUMBER OF FIRMS	PRODUCTION (TRILLION TL)	NUMBER OF EMPLOYERS	VALUE ADDED (TRILLION TL)		ELECTRIC CONSUMPTION (TRILLION TL)	
				TURKEY	IZMIR	TURKEY	IZMIR
FOOD&BEVERAGE	1,870	3,834	14,885	1,379	137	43	
TOBACCO	39	16	20,769	9,137	226	1	
TEXTILE	1,761	2,448	238,286	7,077	1,322	104	
WEAVING	2,094	309	179,918	19,988	682	72	
KNITTING	576	8,519	604,010	50,297	3,519	161	
FUR PRODUCTS	434	37	46,465	1,138	126	2	
PAPER	230	30	28,665	1,818	126	2	
PRINTING	213	16	230	10	13,403	1,469	
RUBBER	612	65	808	68	42,651	4,553	
CHEMICALS	450	42	1,933	299	59,488	8,977	
PETROLEUM	37	7	2,332	784	7,055	1,618	
SOIL PRODUCTS	955	54	1,334	102	79,624	5,209	
BASIC METAL	484	41	1,611	224	68,682	5,341	
INTERMEDIARY GOODS	3,756	330	9,797	1,565	343,055	32,692	
METALLIC GOODS	936	85	786	47	59,662	4,314	
MACHINERY	1,101	133	1,273	70	82,546	6,834	
ELECTRICAL INST.	442	41	1,088	36	53,747	3,094	
TRANSPORTATION EQ.	325	47	1,429	144	63,046	7,853	
INVESTMENT GOODS	2,804	306	4,576	297	259,401	22,095	
TOTAL	12,324	1,192	12,892	2,800	1,206,466	105,084	

SOURCE: SIS

2000 FOREIGN INVESTMENT INCENTIVE CERTIFICATES

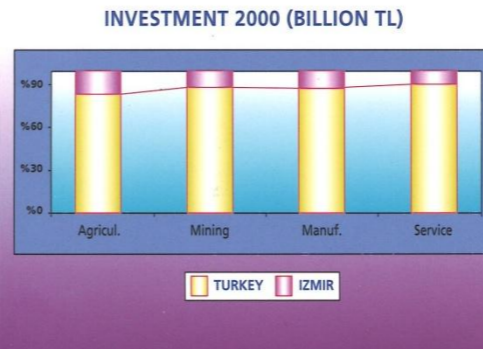
SECTORS	TURKEY		IZMIR	
	Employment	Certificate	Employment	Certificate
Agricul.	152	8	3,893	2
Mining	102	8	7,215	2
Manuf.	9,617	172	208,092	184
Service	9,932	64	4,177,024	4
Total	19,803	252	4,396,225	23



SOURCE: AEGEAN REGION CHAMBER OF INDUSTRY

2000 DOMESTIC INVESTMENT INCENTIVE CERTIFICATES

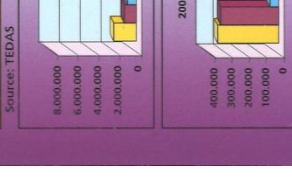
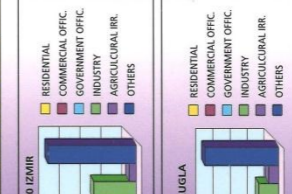
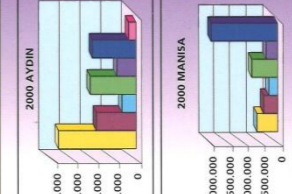
SECTORS	TURKEY		IZMIR	
	Employment	Certificate	Employment	Certificate
Agricul.	5,390	94	31,376	6
Mining	2,625	85	11,667	1
Manuf.	92,577	2,093	1,532,645	250
Service	88,055	1,203	1,530,945	61
Total	188,647	3,475	3,106,633	233



SOURCE: AEGEAN REGION CHAMBER OF INDUSTRY

ELECTRICITY CONSUMPTION OF AEGEAN REGION (MWH)

2000	IZMIR	AYDIN	MANİSA	MUĞLA
RESIDENTIAL	1,624,871	322,464	346,571	311,232
COMMERCIAL OFFIC.	731,374	145,624	135,106	298,683
INDUSTRY	265,625	265,625	32,387	79,237
AGRICULTURAL IRR.	3,585,327	176,538	483,127	54,843
OTHERS	143,358	47,537	75,085	20,536
TOTAL	14,353,287	162,883	1,750,097	386,996



STATISTICS FOR IZMIR 2001



AEGEAN REGION CHAMBER OF INDUSTRY
Cumhuriyet Bulvarı No. 63 35210 Konak - IZMIR - TURKEY
Phone: +90 232 441 09 09 • Telefax: +90 232 483 99 37
Internet: http://www.cbsi.org.tr