



T\u00fcrkiye

INVEST in
İZMİR



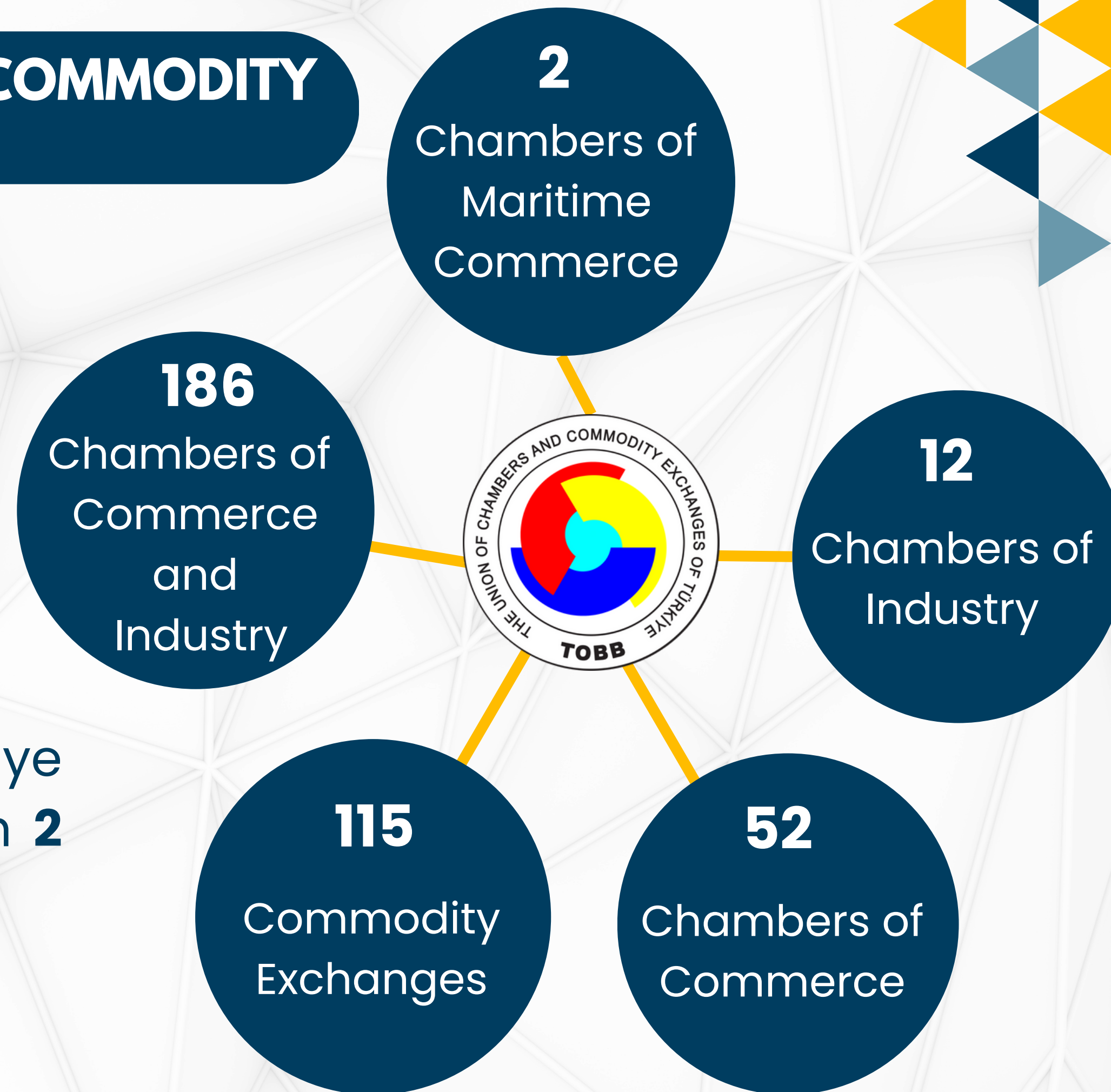
EGE B\u00d6LGESİ SANAYİ ODASI
AEGEAN REGION CHAMBER OF INDUSTRY

INVESTMENT OPPORTUNITIES IN İZMİR

THE UNION OF CHAMBERS AND COMMODITY EXCHANGES OF TÜRKİYE (TOBB)

367 Chambers and Commodity Exchanges

The highest legal entity in Türkiye representing the private sector with **2 million members**





EGE BÖLGESİ SANAYİ ODASI
AEGEAN REGION CHAMBER OF INDUSTRY

AEGEAN REGION CHAMBER OF INDUSTRY (EBSO)

FOUNDED

1954



The first and only
regional Chamber of
Industry in Türkiye

71th anniversary

TODAY

2025

Over 6.500 members in
53 different sectors in
accordance with NACE
codes

12



EGE BÖLGESİ SANAYİ ODASI
AEGEAN REGION CHAMBER OF INDUSTRY

AEGEAN REGION CHAMBER OF INDUSTRY (EBSO)

OUR STRATEGIES



TO PROVIDE
SERVICES TO
INCREASE THE
COMPETITIVENESS
OF İZMİR INDUSTRY



TO INCREASE THE
CUSTOMER
LOYALTY BY
DEVELOPING OUR
SERVICES AND
RELATIONSHIPS



TO PROMOTE
SUSTAINABLE
DEVELOPMENT
AND TO MOLD
PUBLIC OPINION



TO INCREASE THE
EMPLOYEE
SATISFACTION AND
LOYALTY BY IMPROVING
HUMAN RESOURCES
PROCESSES



TO SUSTAIN
CORPORATE
DEVELOPMENT ON
THE WAY TO
EXCELLENCE



EGE BÖLGESİ SANAYİ ODASI
AEGEAN REGION CHAMBER OF INDUSTRY

AEGEAN REGION CHAMBER OF INDUSTRY (EBSO)

JOURNEY OF EXCELLENCE

ASIA PACIFIC REGION
BEST LOCAL
CHAMBER AWARD

2018



EFQM
EXCELLENCE 5
STAR

2015

TÜRKİYE
EXCELLENCE
AWARD

2014



AEGEAN REGION
QUALITY GRAND
AWARD

2014

AEGEAN REGION
QUALITY ACHIEVEMENT
AWARD

2012




ACCREDITED
CHAMBER

2002

ISO 9000

1995






EGE BÖLGESİ SANAYİ ODASI
AEGEAN REGION CHAMBER OF INDUSTRY

AEGEAN REGION CHAMBER OF INDUSTRY (EBSO)


EU FUNDED PROJECTS

**EBSO SECTORAL CENTER OF
EXCELLENCE (2022-2024) –
COMPLETED**




**THE NEET CARRIES THE
MACHINERY SECTOR TO THE
FUTURE (2023-2024) –
COMPLETED**

**Since 2011, the total budget of
EU funded projects carried
out by our Chamber is
approximately €3 million.**



**ENTERPRISE EUROPE NETWORK
(2011 – 2025) – ACTIVE**



**STRONG WOMEN STRONG
ECONOMY (2016) – COMPLETED**



**WOMEN SHAPING THE
FUTURE OF THE IT SECTOR
(2023-2024) –
COMPLETED**

ENTERPRISE EUROPE NETWORK / ACTIVE

DATE

2011 – 2025

BUDGET

1.6 Million €

OBJECTIVE

Organizing pre-planned bilateral meetings with foreign companies to create business partnerships

OUTPUTS

- Number of Partnership Agreement & Advisory Services; 107
- Number of International Events Organized ; 107
- Number of Clients; 981
- Number of Meetings; 3.415

WELCOME TO HANNOVER MESSE 20



STRONG ECONOMY / WOMEN COMPLETED STRONG

DATE

2016

BUDGET

291.950 €

OBJECTIVE

Helping women become active members of the labor market through vocational training, direct employment and business start-ups

OUTPUTS

- 100 women were trained in the field of pastry.
- 98 women were employed..
- 3 women started their own business.



EBSO SECTORAL CENTER OF EXCELLENCE IN ELECTRIC & ELECTRONIC SECTOR/ **COMPLETED**

DATE

2022-2024

BUDGET

484.243 €

OBJECTIVE

Establishing a sectoral competence and development center in order to facilitate employability and meet the workforce demanded by the electric & electronic sector

OUTPUTS

- With the Industry 4.0 infrastructure, the "EBSO Sectoral Competence Development Center" was established at Konak Çınarlı Vocational and Technical Anatolian High School.
- 135 machines and equipment were purchased.
- 151 electrical and electronics teachers were trained to improve their competencies and skills.



THE NEET CARRIES THE MACHINERY SECTOR TO THE FUTURE / COMPLETED

DATE

2023-2024

BUDGET

325.571 €

OBJECTIVE

Support the social integration of young women and men aged 18-29 who are neither in education nor in employment in the machinery sector

OUTPUTS

- 15 teachers received 17 days of training in Germany.
- Machinery Technologies Laboratory was renovated at Konak Çınarlı Vocational and Technical Anatolian High School.
- 30 young people between the ages of 18-29 did internships at member companies of our Chamber.



WOMEN SHAPING THE FUTURE OF THE IT SECTOR / **COMPLETED**

DATE

2023-2024

BUDGET

223.746 €

OBJECTIVE

Improving employment with a decent work future approach focusing on gender equality in the IT sector

OUTPUTS

- 15 teachers received 15 days of training in Germany.
- Information Technologies Laboratory was established at Konak Çınarlı Vocational and Technical Anatolian High School.
- 50 women received training in the field of IT.



CONTRIBUTIONS TO THE CITY'S SUSTAINABLE ECONOMY

Izmir Model Factory is a cooperation project of the Ministry of Industry and Technology, Aegean Region Chamber of Industry (EBSO), Izmir Chamber of Commerce (IZTO), Izmir University of Economics and United Nations Development Programme (UNDP).

Officially opened on **January 6, 2020**

It aims to increase the competitiveness of SMEs in the Aegean Region, especially those operating in the manufacturing sector, by improving their productivity through training and consultancy services.




CONTRIBUTIONS TO THE CITY'S SUSTAINABLE ECONOMY

With the foundation support of our Chamber, **izQ Entrepreneurship and Innovation Center** aims to raise awareness on entrepreneurship – innovation and develop the ecosystem, and is located in two building as “izQ Entrepreneurship Center” and “izQ Innovation Center” by providing opportunities such as fund sources, mentorship, training, activities and networking for the commercialization.

Officially opened on **February, 2022**

The Digital Experience Centre is a centre that aims to teach digital processes related to modern business processes to young people and children through virtual and augmented reality applications.



CONTRIBUTIONS TO THE CITY'S SUSTAINABLE ECONOMY

EBSO – IZTO Arbitration and Dispute Resolution Center are at the service of our İzmir's business world in order to mediate the resolution of commercial and industrial disputes of our business people without bringing them to the judiciary, saving time and cost...



Officially opened on **September, 2022**



CONTRIBUTIONS TO THE CITY'S SUSTAINABLE ECONOMY

Kemalpaşa Logistics Center will add great value to Izmir by encouraging combined transportation, improving container loading and unloading activities, preventing the use of the Alsancak Port area as a container storage area, moving the dangerous container parking areas in the city to the region, reducing the circulation of trucks, increasing railway transportation, increasing the speed and efficiency of operations in customs and logistics services, and reducing operating costs.

**TOTAL AREA
(with expansions)**

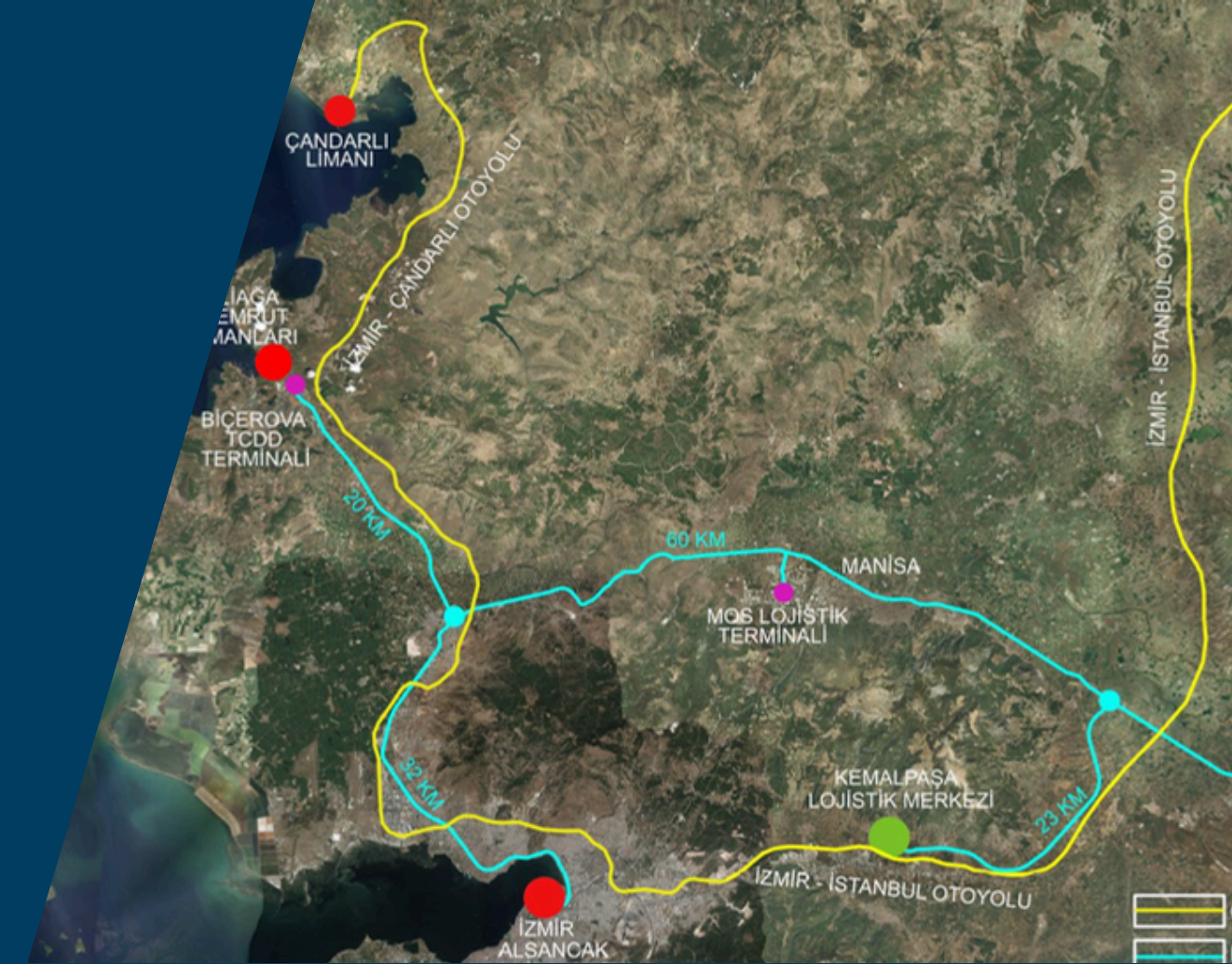
3 Km²



**Completed
Infrastructure**

1.3 Km²

*The remaining parts will be kept
as reserve and expansion areas.*



MAIN MACROECONOMIC INDICATORS OF TÜRKİYE

AREA
814.578 km²



POPULATION
85,3 Million



LABOR FORCE
35 Million



GDP (NOMINAL)
1.32 Trillion \$



GDP REAL GROWTH
3,2 %



GDP PER CAPITA
15.463 \$



MAIN MACROECONOMIC INDICATORS OF TÜRKİYE

EXPORT

261 Billion \$



IMPORT

344 Billion \$



TRADE VOLUME

605 Billion \$



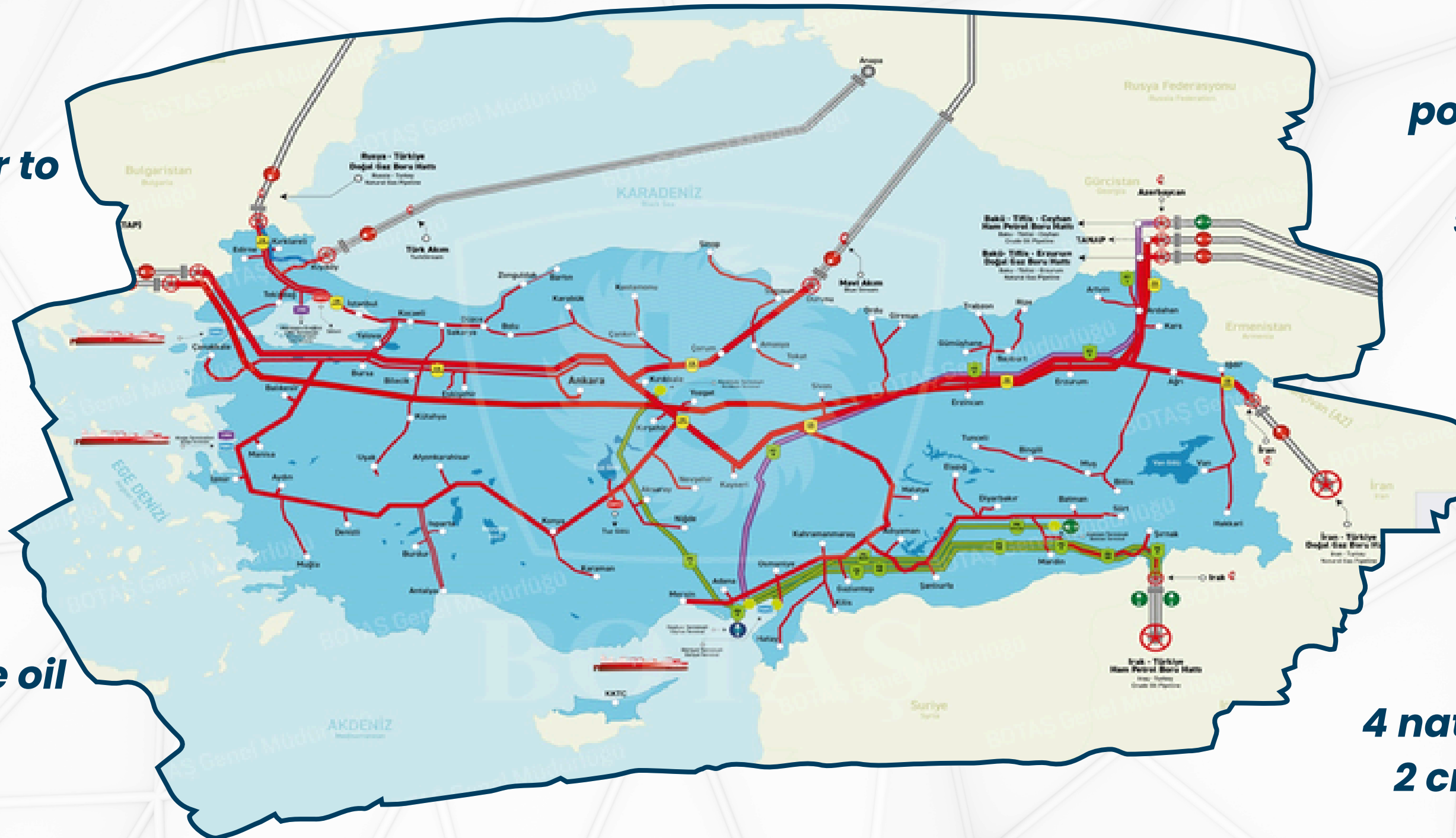
MAIN MACROECONOMIC INDICATORS OF TÜRKİYE



**4th main supplier to
the EU**



**%7 of global crude oil
transit route**



**potential of 80 billion
m3 natural gas
supply to Europe
annually**



**4 natural gas pipelines
2 crude oil pipelines**

KEY FACTS ABOUT TURKISH ECONOMY (2024)



With its strategic location in the middle of Europe and Asia, Türkiye provides easy access to multiple regional markets.



World's natural gas transfer center;
70% of total production in the East, 50% of total consumption in the West



Accessibility to $\frac{1}{4}$ of world with less than 4 hours flight



World's 19th, Europe's 10th biggest economy

KEY FACTS ABOUT TURKISH ECONOMY (2024)



Favorable investment environment. 83.542 foreign capital companies have chosen Türkiye for investment up to now.



Youngest population in Europe. Average age is 33,5 and 45 million people are below 35 years old.



Possibility to establish a company in a single day



Average growth rate in the last 5 years; 5,4 %

İZMİR

***İzmir is the 2nd
largest commercial
center in Türkiye
after İstanbul.***

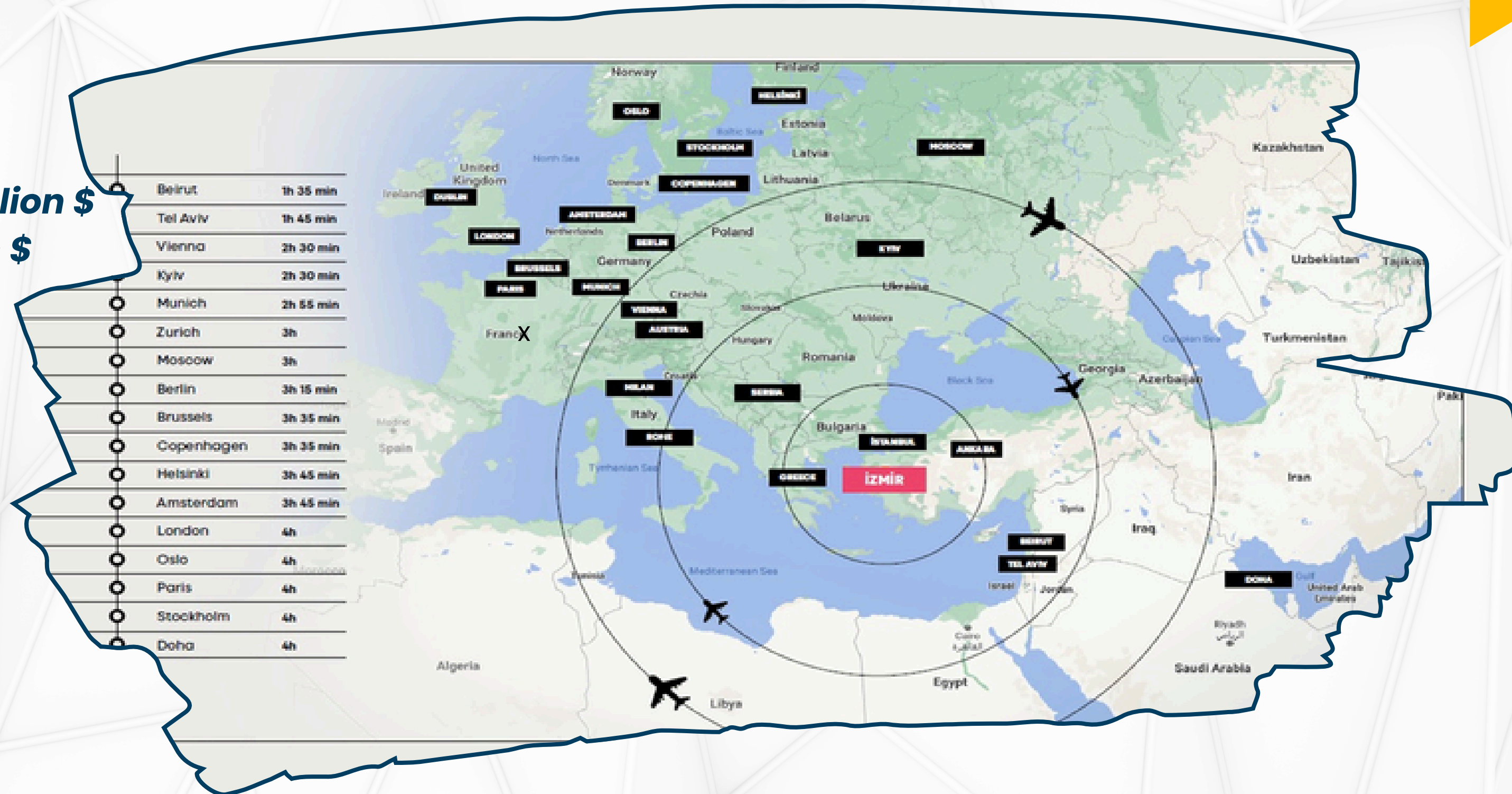


***With its 4,4 million
inhabitants, İzmir ranks at 3rd
place among 81 cities
regarding population and
socioeconomic development.***

İZMİR

3-5 Hours

EXP 13,3 billion \$ IMP 7,6 billion \$
Total Volume; 21 billion \$



Based on 2024 TUIK's Izmir trade values.

İZMİR'S CONTRIBUTION TO TÜRKİYE'S ECONOMY

7%

OF THE INDUSTRIAL
PRODUCTION

7%

OF THE TOTAL
EXPORT VALUE

rank 2nd

4%

OF THE TOTAL
IMPORT VALUE

rank 4th

56%

OF THE EMPLOYMENT OF
TÜRKİYE

(33 % of izmir's labor
force is employed in
industrial sectors)

INDUSTRY LEADERS PROGRAM



**Union of Chambers and
Commodity Exchanges of Türkiye
(TOBB) Industrial Database**



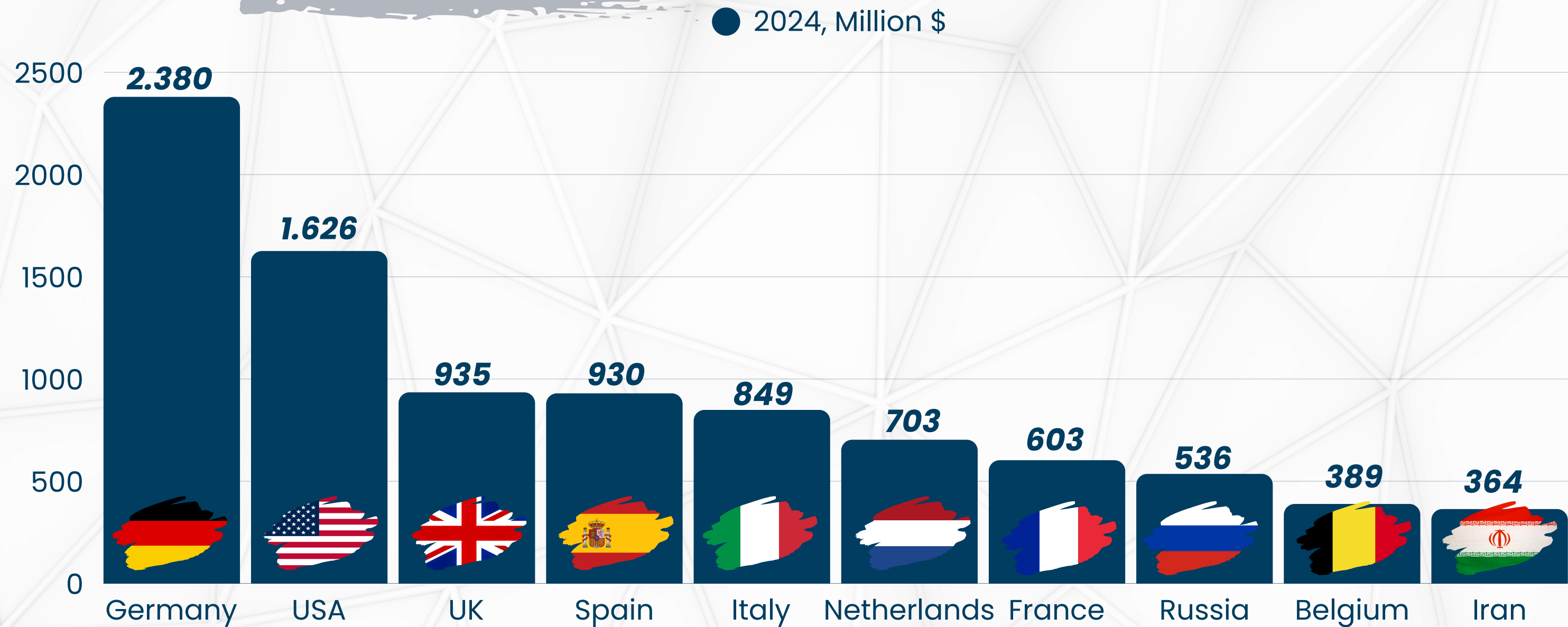
**Ranking of the top 3 cities in terms of production capacity
for 3926 products registered in the TOBB Industry Database**

**'Industry Leaders Program' of
the TOBB demonstrated that
İzmir is able to produce 2300
of 3926 products registered
in the TOBB Industry
Database and ranks second
in terms of production
capacity in the production of
1028 products in total.**

					TOTAL
①	İSTANBUL	961	519	329	1.809
②	İZMİR	363	346	319	1.028
③	KOCAELİ	260	291	221	772

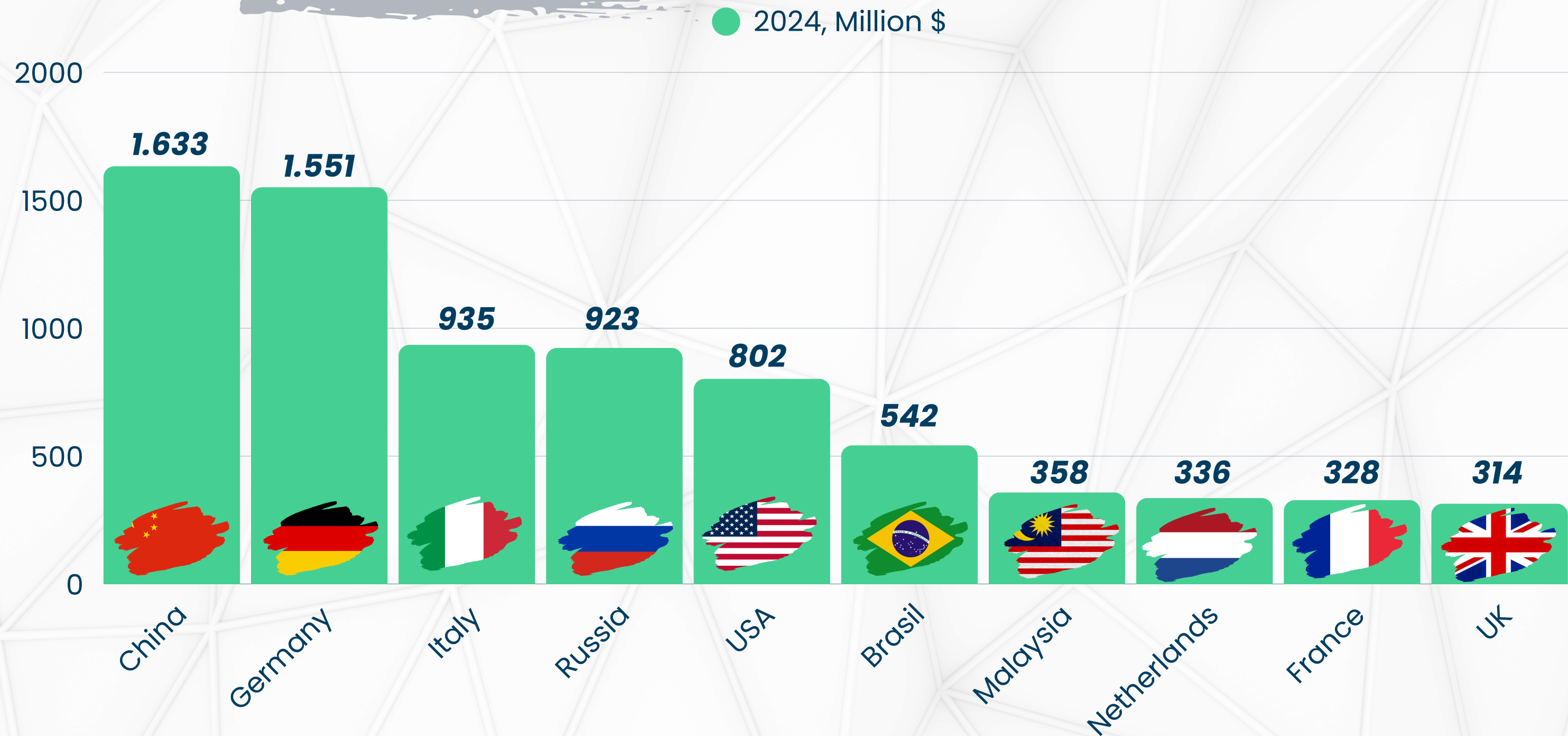
FOREIGN TRADE OF İZMİR

TOP 10 COUNTRIES OF İZMİR EXPORT



FOREIGN TRADE OF İZMİR

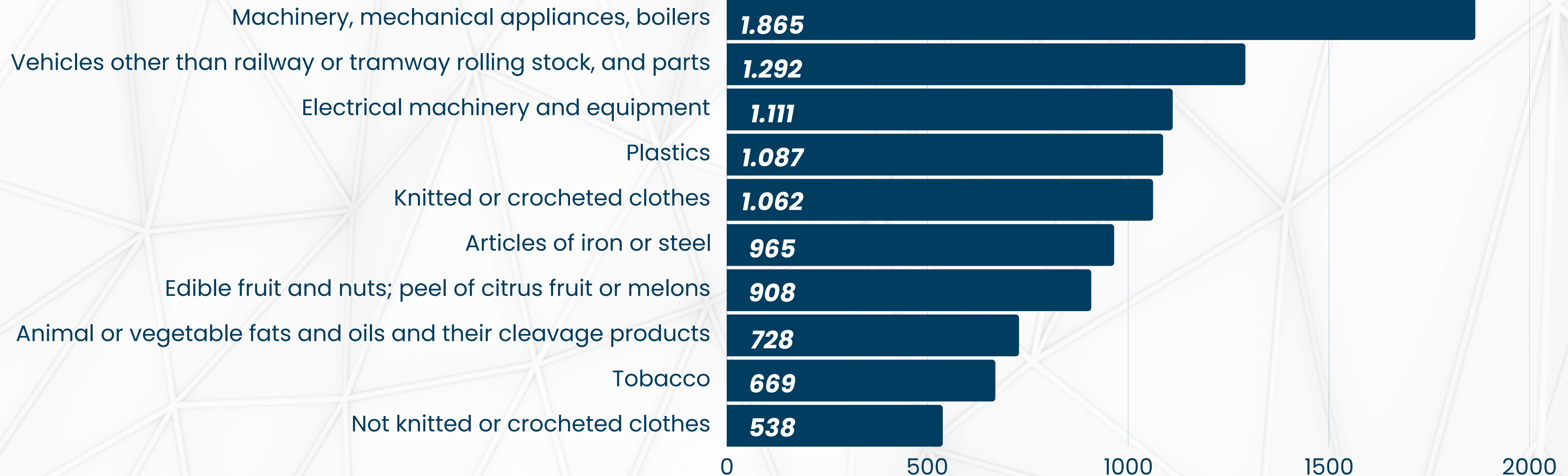
TOP 10 COUNTRIES OF İZMİR IMPORT



FOREIGN TRADE OF İZMİR

MAIN EXPORT ITEMS OF İZMİR

● 2024, Million \$



FOREIGN TRADE OF İZMİR

MAIN IMPORT ITEMS OF İZMİR

● 2024, Million \$

Machinery, mechanical appliances,boilers

1.626

Plastic and Articles

1.193

Iron and steel

1.025

Mineral fuels, mineral oils

796

Electrical machinery and equipment

596

Animal or vegetable fats and oils

593

Oil seeds and oleaginous fruits

592

Paper and paperboard

503

Tobacco

466

Aluminium and articles

456

0

500

1000

1500

2000

FOREIGN TRADE OF İZMİR



12,5
Billion \$



16,8
Billion \$



MAJOR FOREIGN INVESTMENTS IN İZMİR

RENEWABLE ENERGY

CSWIND

SIEMENS Gamesa

JSB

tpi COMPOSITES

EBARA

ENERCON
ENERGIE FÜR DIE WELT

TOURISM

Hilton

MÖVENPICK
Hotels & Resorts

swissôtel
Hotels & Resorts

IT INDUSTRY

CCC[®]
COMPETENCE CALL CENTER

ERICSSON

astound
COMMERCE

HEALTH & SCIENCE

Lansinoh.

THi

INSURANCE

Allianz

FOOD & BEVERAGE

Coca-Cola

Dr.Oetker

RAPUNZEL

FELDA IFFCO

TESCO

Tetra Pak[®]
PROTECTS WHAT'S GOOD

Aj
AJINOMOTO

NH Nipponham

syngenta

LOGISTICS

Yusen Logistics

m
SC

MAJOR FOREIGN INVESTMENTS IN İZMİR

INDUSTRIAL MACHINERY



TEXTILE

BOSS
HUGO BOSS

TOBACCO



AVIATION & DEFENSE



PAPER & PRINTING



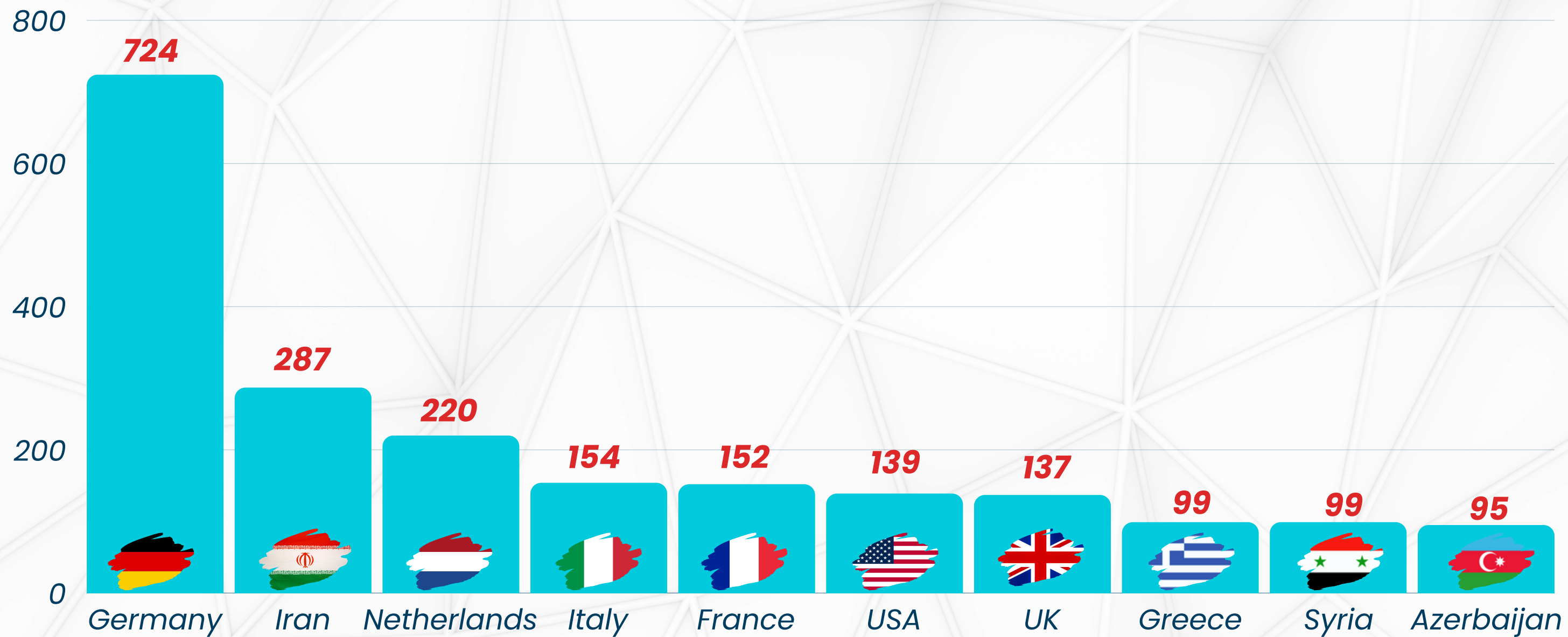
CHEMISTRY



MAJOR FOREIGN INVESTMENTS IN İZMİR

TOP 10 INVESTOR COUNTRIES

● Number of Companies



**choices of foreign
capital companies
operating in
manufacturing
sectors**

Chosen by 3.235 Foreign Capital Companies

MAJOR FOREIGN INVESTMENTS IN İZMİR

REASONS *why foreign investors prefer İZMİR*

NO	REASON
1	GEOGRAPHICAL LOCATION
2	TRANSPORTATION / LOGISTICS ADVANTAGES
3	MARKET SIZE AND ACCESS TO ALTERNATIVE MARKETS
4	QUALITY OF LIFE

100%

Large-scale firms with 250 or more employees are completely (100%) satisfied with the investment climate in İzmir

“Research on the investment climate assessment of foreign capital companies in İzmir” by İzmir Development Agency, 2025

FOREIGN CAPITAL BANKS IN İZMİR



MAIN INDUSTRIAL SECTORS

Agriculture



Livestock & Poultry



Fishery



Furniture



Leather




Textile




MAIN INDUSTRIAL SECTORS

Automotive & Parts



Electronics



Steel



Mining



Machinery



Cement



MAIN INDUSTRIAL SECTORS

Paper



Petro Chemistry



Plastics



Energy



Ceramics



Software



EMERGING & KEY SECTORS

Software & IT



Clean Energy



Biotechnology



Aerospace



Industrial Machinery



Chemicals



Agrofood



Tourism



INVESTMENT INFRASTRUCTURE



- ★ Organized Industrial Zones (11)
- ★ Free Zones (3)
- ★ Zones of Specialization (5)
- ⚓ Ports (5)

INVESTMENT INFRASTRUCTURE

ORGANIZED INDUSTRIAL ZONES

NO	NAME	ESTABLISHMENT	AREA (M2)	OCCUPANCY (%)	SECTORS
1	ATATÜRK	1990	6.240.000	98	MIXED
2	KEMALPAŞA	1992	13.170.000	45	MIXED
3	BERGAMA	1997	1.790.000	99	MIXED + RENEWABLE ENERGY
4	KINIK	1995	743.000	95	MIXED
5	ALIAĞA	1997	9.220.000	84	MIXED + CHEMISTRY, CASTING
6	İTOB	2002	2.488.000	93	MIXED
7	PANCAR	2002	1.290.000	100	MIXED
8	TİRE	1993	4.100.000	54	MIXED + FOOD, PLASTIC
9	BAĞYURDU	2008	1.468.000	100	MIXED + FURNITURE
10	ÖDEMiŞ	1995	970.000	70	MIXED
11	TORBALI	2004	1.291.900	100	MIXED

ZONES OF SPECIALIZATION

NO	NAME	ESTABLISHMENT	AREA (M2)	OCCUPANCY (%)	SECTORS
1	BAYINDIR	2006	888.600	70	AGRICULTURE + FLORICULTURE
2	BUCA	1996	580.000	95	TEXTILE
3	DİKİLİ	2019	3.030.000	100	AGRICULTURE + GREENHOUSES
4	KINIK	2021	1.228.300	6	AGRICULTURE + MEDICINAL AROMATIC PLANTS
5	MENEMEN	2004	860.000	100	PLASTIC

FREE ZONES

NO	NAME	ESTABLISHMENT	AREA (M2)	OCCUPANCY (%)	SECTORS
1	AEGEAN FZ	1989	2.600.000	100	MIXED
2	İZMİR FZ	2011	1.620.000	95	MIXED
5	WEST ANATOLIA FZ	2017	1.000.000	NA	MIXED

İZMİR ADNAN MENDERES AIRPORT




63
Destinations



32
Countries



30
**Airline
Companies**



TOURISM

Ephesus




Pergamon



Agora



*İzmir was visited by
1.5 million tourists in
2024.*



Virgin Mary's House




TOURISM

Marinas

With their strategic and central locations, service quality, welcoming atmosphere and social facilities, İzmir's marinas are hosting sea lovers from all around the world.



Cruises



Windsurfing



TOURISM



HEALTH FOR ALL

Izmir offers quality and affordable prices to visitors coming for treatment purposes with its public and private hospitals, medical and thermal tourism springs, spa and wellness centers and 5-starred hotels.



FAIRS



8 Km to Airport

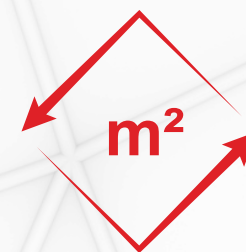
***Biggest fair center in
Türkiye***



12 Min. to City Center



**Total
330.000**



**Exhibition
110.000**

**7 Exhibiton Halls
4 Seminar Halls**



FAIRS



***İzmir International
Fair***



***Textile Ready to
Wear Fair***



***Natural Stone and
Technologies Fair***



***Wedding Dresses, Suits
and Evening Gowns Fair***



***Tourism Trade
International Expo***



***Agriculture and
Livestock Fair***



***Logistics,
Warehousing Fair***



Furniture Fair



***Boat, Boat Equipment
and Marine
Accessories Fair***



***Clean Energy
Fair***



***Mining, Natural
Resources and
Technologies Fair***



***Industrial Production
Technologies Fair***

WHY İZMİR ?



Strong Economy

- 30 billion USD trade volume
- more than 4.500 exporters
- 2nd largest commercial center



Strategic Location

Meeting point of continents and global economy center corresponding to 1,6 billion population, 26 trillion \$ GDP and 22,5 trillion \$ trade volume

İzmir is one of the **top 10 large European cities** in the categories of **Investment-Friendliness and Cost-Effectiveness**.

"European Cities and Regions of the Future 2022/23" research published by FDI Intelligence



Developed Investment Infrastructure

- 16 OIZ & Zone of Specializations
- 3 Free Zones
- 5 Technology Development Zones



Young and Dynamic Workforce

- 4,4 million population
- 42% is under 30
- 3 million population in working age
- Skilled, young, educated labor force

Why?

WHY İZMİR ?



High Quality of Life

- Most modern and peaceful city in Türkiye
- Vibrant social life and cultural events and local cuisine



Wide Innovation and R&D Ecosystem

- 10 Universities
- 85 faculties, 30 institutes, 29 Vocational Schools and 188 Research and Appl. Centers
- 95 R&D Centers and 28 Design Centers

In the 'European Cities and Regions of the Future 2024' survey published by FDI Intelligence, Izmir is among the **top 10 large cities in Europe in the Foreign Direct Investment Strategy category.**



Intense FDI Interest

- 3.235 foreign capital companies
- In 2021, 201 main FDI Projects with a total capex of 3.8 billion \$, created 14.000 new jobs



Eco-Friendly Business Environment

Green Growth and Blue Growth are main focus areas defined by Izmir Development Agency

Why?

WHY İZMİR ?



Important Tourism Center

- Hotels, restaurants, marinas
- 629 km coastline
- 300 days of sunshine in a year



Highly developed infrastructure of transportation

- International Airport
- 5 ports
- Highway & Railway Connectivity



Cluster Projects

Food & beverage, processed fruits and vegetables, agriculture, air conditioning & cooling, logistics, industrial machinery, textile, tourism, renewable energy



Cost of Living

Wages and living costs that are 20-25% less expensive than Istanbul

Why?

THANK YOU



+90 232 455 29 00



info@ebso.org.tr



www.ebso.org.tr



**Akdeniz Mahallesi, Halit Ziya Bulvarı
The Mercer, No:1 Konak , 35210 İZMİR**



@ebsoorgtr



@ebsoorgtr



Ege Bölgesi Sanayi Odası



Ege Bölgesi Sanayi Odası



Ege Bölgesi Sanayi Odası



EGE BÖLGESİ SANAYİ ODASI
AEGEAN REGION CHAMBER OF INDUSTRY